



MARCH 2017

If you have not paid your 2017 membership this is the last newsletter you will receive! See membership section later in this letter.

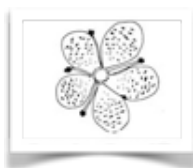
Hello,

Officially Spring..hurrah. Do hope that you have managed to work outdoors during the few sunny intervals and enjoy the first flush of spring.

No matter how long the winter, spring is sure to follow. ~Proverb

This months newsletter contains:-

- Agenda:- for **Monday March 27th** 1:pm (doors open at 12:30p.m.) Shelly Road Hall Parksville . **Linda Derkach** will be taking us on a delightful afternoon tour around some of the glorious Rock Gardens of the Cotswolds UK. **Hidcote, Rodmarton Manor** and the **Ernest Wilson Memorial garden**.
- Library, Plant Draw and Refreshments will be available in which to partake.
- Minutes February 27th 2017
- Follow up presentation notes from Mike's Talk in Feb. Propagating Rhododendrons.
- Reminder Annual Membership Due **March 31st 2017**.
- April Plant Sale Information. Garden cuttings, seeds, etc.
- David Sellars Poster.
- Library Report.
- Programme 2017.
- Refreshments.
- Website: Members Garden Spotlight and Information (Acknowledgement to Teri Hyde)
- Notices: Qualicum Beach Garden Club Meeting & Eaglecrest Club Meeting.



Alpine Gardeners of Central Vancouver Island

Regular Meeting Minutes February 27th 2017

Brought to order: 1:12

Business: Announcements

- Please remember to put \$1 in the Coffee donation box
- Membership for 2016 ends as of March 31, 2017
- A volunteer is needed to man the Plant Draw Table at meetings.

Joanne Nemeth volunteered to take on this job.

Programs: We decided on our choice for David Sellars program from the list provided.

1. Chaos in the Rock Garden: Putting theory into Practice
2. Tight Buns and other Obsessions

June 26th We agreed to a workshop at June's on Hypertufa. Louise, June and Mike will Mentor us through this session.

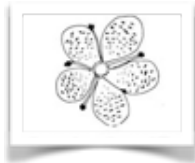
The topic for the Jiri Papousek visit was put off and we hope to get a few details on the offering to make our choice next meeting.

Plant Sale at Louise's. We will have master Gardeners present to answer questions.

Business Meeting adjourned at 1:26

Followed by Mike Miller's presentation on Propagating Rhododendrons.

Minutes taken by Marion Summerer as Elaine was absent.



February Meeting Followup:

Thank you Mike for coming along and conducting the talk for the February meeting.

Propagating Rhododendrons
A presentation by Mike Miller
February 27, 20017



SEEDS:-

Growing Rhododendrons from seed is the long slow way to get more blooming sized plants, but sometimes it is the only way to get a special species. I use a mix on sterile soil, sharp sand, #2 grit in equal portions and sprinkle #1 grit on top thinly to keep them from washing away. You can use lengths of plant tags set in the surface as well.

LAYERING:-Where a branch can be bend down to the ground and pinned there; you can score the bark off on the bottom apply hormone and pin down. A large rock can help with the pinning to keep the branch still. Six months to a year for roots to develop.

DIVISION:-

A very few plants will send up shoots from the roots [stoloniferous] and they can be potted up and you have a new plant without any work at all.

CUTTINGS:-

There are many ways of doing this and most of them work well for some plants but not maybe all.

- At Milner we take new growths when they are very firm cutting or breaking the new growth from the shrub. These are then leaf trimmed cutting off half of each leaf and they are reduced to 4 leaves and then scored and dipped in gel hormone and set deep into a mix of 50/50 peat and perlite. The boxes are then placed on heat in a humid greenhouse.

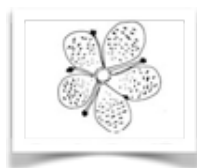
- With my dwarf and mini plants I try to snap or tear off the new growth at its junction with the old wood, but sometimes I must cut them. I then remove any low leaves and score the last 1/8 -1/4 inch or the stem and dip in gel hormone and drop into a hole made in 2 inch deep sharp damp sand then tamp them in. Any that have low dragging leaves I try to lift off the sand's surface with large grit pieces. These containers are then capped with a clear plastic dome to keep in the humidity and placed on a very, very little bit of heat not in direct sun.

There are many other techniques that others use successfully.

Rooting can take one to eight months. And when you have some good roots then pot them up in a fast draining mix that stays moist not wet...I use sterile potting soil one part, #2 grit one part, sharp sand one part, peat one part. In a older book I read where there should be little nutrient in the mix to force the roots to extend looking for food and filling the pot.

With flat growing types like R. keiskie 'Yaku Fairy bits of thin slate or large #3 grit should be under the leaves to keep them off the soil surface.

Ian mentioned at the end that grafting is most commonly used in Europe where cuttings are the North American norm. I myself have not done grafting.



AGCVI Membership for 2017

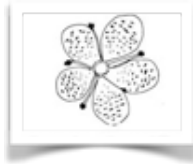
To remain a AGCVI member in good standing for 2017, your \$10 membership fee must be paid by **March 31st**.

Either pay at the meeting on March 27th or send a cheque to:

AGCVI Membership
c/o Margot Moser
2403 Arbutus Crescent
Nanoose Bay, BC
V9P 9G1

Thank you – **Margot**
mmoser@shaw.ca
250-468-9167

N.B. The password for the Members Only Section will be changed (Web Page) after **March 31st** and paid up members will receive an email with the new one, so please watch your inbox.



AGCVI PLANT SALE AT LOUISE'S SATURDAY APRIL 29th



Now is the time to be looking for plants to donate to our sale. Pot up in the next month – every member try to gather as much as you can.

We would like anything that you can part with in the way of Alpines, rock plants, woodlanders, small shrubs or bulbs. But everything to do with gardens is welcome: perennials, annuals, shrubs, vegetable plants or vegetables, garden books or magazines, tools, pots, etc.

Anything in your garden that can be divided or anything you don't need any longer?

Sow some seeds of annuals like marigold and cosmos or take cuttings from your geraniums.

Sow some vegetable seeds – tomatoes go over very well, especially the larger fruited varieties.

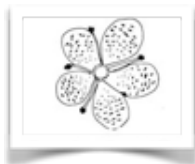
Cucumbers, broccoli, squash or beans..... Pot up some herbs or strawberry plants.

Label clearly. If you don't know the full name add as much detail as you can.

You can bring your donations to my house from mid April (or earlier if you get in touch with me first).

1980 Island Highway, Qualicum Beach, V9K 1N1. 250-752-0401 normjune@shaw.ca

June



New Accessions to the Library:

Library Report from **Valerie Melanson**:

Dear Members,

From now on, I will report on additions to and other news of the Library via the Newsletter. Also the latest updated catalogue will be available in the next few days on the club website.

Donations from Ian Efford:

Rock Garden Plants of North America: An Anthology from the Bulletin of NARGS

Himalayan Garden, The: Growing Plants from the Roof of the World

Lychnis and Silene in the Garden

Handbook on Troughs

Donations from Barbara Kulla:

Field Guide to Pacific States Wildflowers, A (Peterson Field Guide Series

Trees, Shrubs & Flowers to know in British Columbia

Timber Press Pocket Guide to Hostas

Audubon Society Book of Wildflowers, The

Donations from Bernie Guyader:

Collins Guide to Alpines: 1900 plants described, 200 illustrated in colour

Mountain Flowers in Colour

The North American Rock Garden Society Quarterly for the following volumes & years is now part of the library. volume 25 # 4 1967 to volume 67 #1 2009. And most of volumes 70, 2012 to 74, 2016.

An index for volumes 1-50 and a contents list for 55-58 is available on the library table to consult or to sign out.

Due to the weight, I won't be bringing these journals to the meetings, but volumes can be borrowed by making an arrangement with me. Just drop me an email at melanson.valerie@gmail.com





Present **DAVID SELLARS**



To speak on

Chaos in the Rock Garden:
Putting Theory into Practice



Monday, April 24, 2017, 1-3 p.m.
(doors open 12:30),
QUALICUM BEACH CIVIC CENTRE,
747 JONES, Q.B.

\$10 at door (\$5 for AGCVI, ABC-BC & VIRAGS members) includes entry in prize draw & coffee/tea & goodies.

This talk is about rock garden design and how it relates to natural landscapes and preferred plant habitats. An introduction to Chaos Theory is followed by explorations to find natural crevice gardens in the mountains. The presentation concludes with a case study of how to plan and construct a rock garden that reflects mountain forms and attributes.



David Sellars is the Past President of the Alpine Garden Club of British Columbia and together with his wife, Wendy, he is developing an extensive alpine and woodland garden in coastal British Columbia. He is an avid mountain hiker and maintains the website: <http://www.mountainflora.ca>

Info? Valerie: 250-594-4423 or Melanson.valerie@gmail.com

AGCVI Programme Schedule March 2017

March 27th – Linda Derkach – will show slides about her visits to Hidcote Garden and the Rock Bank, the ancient troughs at Rodmarton Manor near Cirencester, and about the Ernest Wilson Memorial Garden in Chipping Campden - Shelly Road, Parksville. Doors at 12:30, Meeting at 1 pm. Library will be available. Prize Draw

April 24th – David Sellars: Chaos in the Rock Garden: Putting Theory into Practice. QB Civic Centre, Jones at Fern. Doors 12:30, Meeting at 1 pm. Members \$5 at door, includes Prize Draw and refreshments. See poster for more details. David is selling plants by pre-order (you will have had an email from Valerie).

Saturday, April 29th - Our Plant Sale, at Louise Cotterill's, confirmed - MARS & Eaglecrest are April 22, Milner is April 29/30, MARS Garden Tour is May 13/14

May 8th – Alan McMurtrie of reticulatas.com, will speak on His Breeding of Reticulata Irises. QB Civic Centre, Jones at Fern. Doors 12:30, Meeting at 1 p.m. Members \$5 at door, includes Prize Draw and refreshments. He is giving the same talk to VIRAGS on May 9 and to AGC-BC on May 10th.

May 29th – TBC Hypertufa Workshop at June Strandberg's.

June 12th – Jiri Papousek, Alpine Parrot, Topic TBC – QB Civic Centre, Jones at Fern. Doors 12:30, Meeting at 1 p.m. Members \$5 at door, includes Prize Draw and refreshments. Watch for more details.

June 26th – TBC Mini Garden /Nursery Tour – Bev Young's & Teri Hyde's and possible Carmen Pahl's.

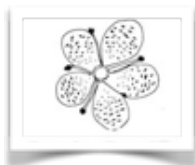
July 31st – TBC Paradise Meadows Hike

Aug 28th – 2016 Trough / Dish Garden Workshop Followup – review last year's troughs, fix any problems, create new troughs.

Sept 25th – Speaker TBA, at Shelly Hall, Parksville TBC

Oct 30th – Bulb Planting Workshop at Nanoose Place

Nov 27th – CHRISTMAS LUNCH

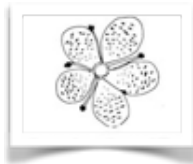




Refreshments:

Please don't forget to bring along you own mug enabling you to partake in the refreshments on offer.

Thank you to **Gladys Kinsman** and **Loraine Wilhelm**. (Please bring just over 2 dozen each).
For providing the "goodies" for **Monday March 27th Meeting**.





Website for AGCVI:

Teri would like to remind you to take a look at the website:

It is full of interesting information from history to images. The Garden Spotlight is very inspiring.

<http://alpinegardenersofcvi.wixsite.com/agcvi>.

New addition to the website: **Members Garden Spotlight**

for all Alpine garden members. Send photos of your garden or alpine plants from a trip and any information you would like with them to alpinesrock@shaw.ca

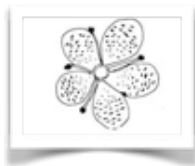
Every month or two there will be a new **Garden Spotlight** at

<http://alpinegardenersofcvi.wixsite.com/agcvi/pictures>

If you have any ideas or suggestions email them too, all ideas are welcome!

Member only section password is 'mimulus' all lower case.

N. B. The password for the Members Only Section will be changed after **March 31st** and paid up members will receive an email with the new one, so please watch your inbox.





Notices:

Qualicum Beach Garden Club.

Tuesday April 11th 7:p.m.

Qualicum Beach Civic Centre, 747 Jones St., Qualicum Beach.

All welcome \$3.00 at door for non members. (Annual membership \$15.00).

Refreshments, Show & Tell table, Plant Sale table plus Library for members.

Speakers: **Expert Gardening Panel**; who will answer questions from the audience and provide advice on gardening in the Oceanside area of Vancouver Island.

The panel consists of:

David Rowe: expertise in tropical houseplants and bonsai

Brandy Miceli: expertise in landscape design and plant selection

Diane Sharp: expertise in kitchen gardens (and winter vegetables)

Kay Howard: Master Gardener with many years of expertise.

Bring your questions to this meeting!

For more info: email Laurie laurie@objectraku.com or Helen catherall@shaw.ca

Eaglecrest Garden Club.

Wednesday April 19,2017 at 7 PM

Qualicum Beach Civic Centre, 747 Jones St. Qualicum Beach.

All welcome. Non-Members \$3

Speaker: **Leigh Winters**

Topic: Gardening in small spaces, raised beds and winter gardens

For more info: Jenny 250-954-3888

